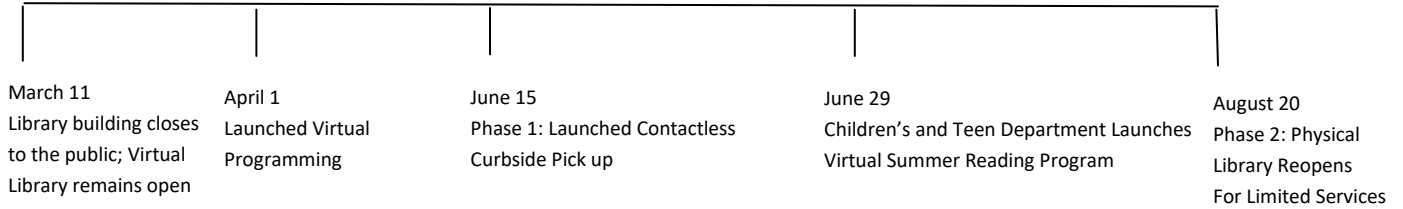




# COVID-19 Response

*Serving The Community*

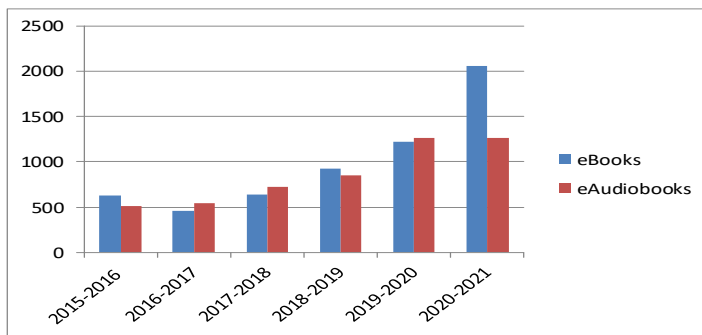
## Timeline



## Digital Collection Use, 1stQ Comparison

eBook usage up 68% over previous FY;

90% of patrons indicate that they will continue to make greater use of digital products\*\*

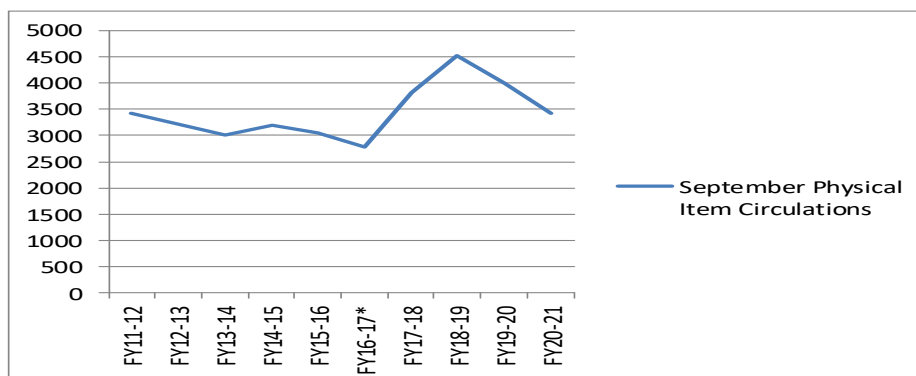


## Physical Collection Use, September Comparison

Library reopened for browsing August 20, 2020;

September physical collection use remains higher than pre-renovation;

83.5% of patrons indicate they plan to continue to use the physical collection at pre-pandemic levels\*\*




\*Library was under renovation

\*\*Data from August 2020 Weston Public Library Use Survey

# Digital Product Cost Comparison

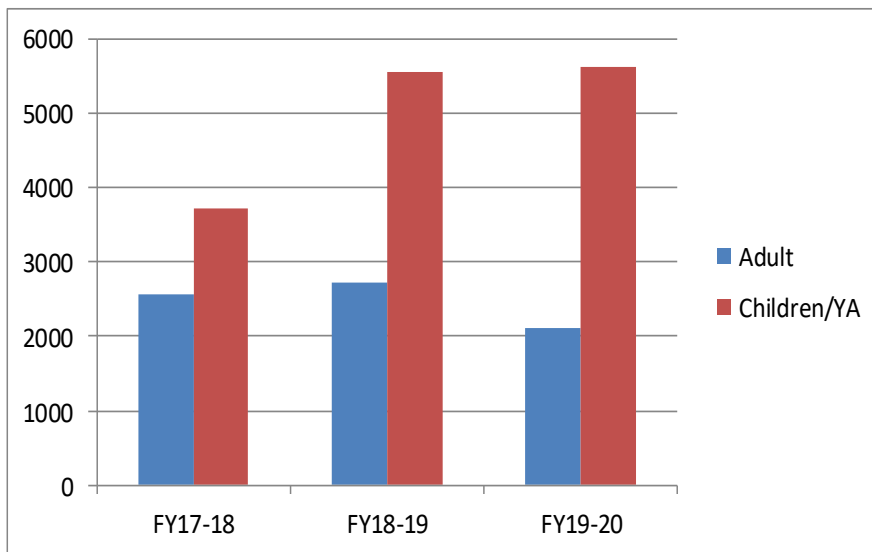
Increased demand for digital products and the need to quarantine all print items returned has had a significant budget impact



	Print Copy	Digital Copy
<b>Cost</b>	\$14.90 (permanent ownership)	\$59.99 (for 24 months, 1 simultaneous user)
<b>Checkouts (3 week loan)</b>	45+ (based on previous Backman titles)	35 maximum
<b>Cost Per Checkout</b>	< \$0.33	\$1.71

# Program Attendance by FY

Children's/YA program attendance remained at pre-pandemic levels



# How We Compare\*

## Materials funding per capita

Weston	\$6.48
Easton	\$9.93
Redding**	\$10.33
Westport **	\$14.37
Wilton**	\$10.21

## Full-Time equivalent staff per 1,000 residents

Weston	.55
Easton	.97
Redding**	.96
Westport**	1.33
Wilton**	1.47

\*CT State Library Annual Report for 2019

\*\*Association Library